

ERA



EN. Description

Spotlight for recessed installation in ceiling.
 Housing made of die casting aluminum highly pure powder coating painted.
 Available in white (RAL 9003), black (RAL 9005) and grey aluminum (RAL 9006) color.
 It mounts COB led.
 Reflector in vacuum aluminum plated PC. UGR < 19
 The led driver is included and external to the fixture.
 Clear or frosted shade can be ordered.
 Fixing system by flat springs.
 The lumen output is based on 3000K (CRI90) led.

IT. Descrizione

Spotlight per installazione ad incasso in soffitto.
 Corpo del prodotto realizzato in pressofusione di alluminio verniciato con tecnica powder coating e polveri con elevato grado di purezza.
 Disponibile in colorazione bianca (RAL 9003), nera (RAL 9005) e grigia alluminio (RAL 9006).
 Prodotto con led COB.
 Riflettore in PC placcato in alluminio.
 UGR < 19.
 L'alimentatore è incluso ed è esterno al corpo del prodotto.
 Optional disponibili: schermo satinato o trasparente.
 Sistema di fissaggio tramite molle piatte.
 Il flusso del prodotto è basato su led a 3000K con CRI90.

EN. Inspiration

Corridor illumination.

IT. Ispirazione

Illuminazione di un corridoio.



ERA- 10 ERA- 15



Product information

	LZ-341/10W	LZ-441/15W
Installation / Installazione:	Recessed / Incassato	
Material / Materiale:	Aluminum / Alluminio	
Painting / Verniciatura:	Highly pure powder coating / Verniciatura a polvere	
System power(W):	10	15
Fixture lumen output(lm):	800	1200
System efficiency(lm/W):	80	80
Led driver / alimentatore	Included / Incluso	

Light source information

Led Typology / Tipo di Led:	COB	
Led power consumption (W)	10	15
Lumen output / Flusso 3000K CRI 80 (lm):	1200	1800
Led efficiency (lm/W):	120	

Packaging / Imballo

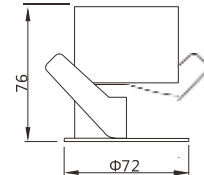
N.W. lamp / peso netto prodotto(Kg):	0.36	0.49
G.W. carton / Peso lordo cartone (Kg):	15.85	10.8
Master carton dimensions (mm):	420x230x470	570x270x240
Quantity per carton / Prodotti per scatola:	40	20



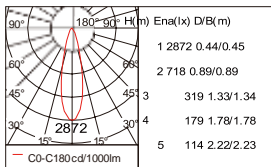
Code composition / Composizione del codice

Model	Power	CRI RA	CCT K	Beam °	Color	Cover	Dimming
LZ-341-10	10W	90	>82 SDCM 3 30	3000	24	WH White	Clear On-Off
		98	>92 SDCM 3 40	4000		BK Black	Frosted DALI
			50	5000		SG Grey	0-10V

Cut out:
Ø 65mm



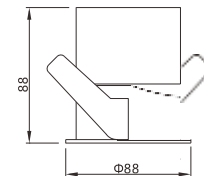
24°-3000K-CRI90



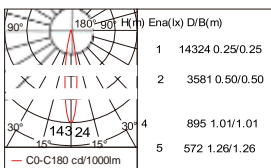
Code composition / Composizione del codice

Model	Power	CRI RA	CCT K	Beam °	Color	Cover	Dimming
LZ-441-15	15W	90	>82 SDCM 3 30	3000	15	WH White	Clear On-Off
		98	>92 SDCM 3 40	4000	24	BK Black	Frosted DALI
			50	5000	36	SG Grey	0...10V

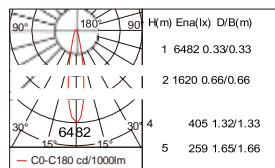
Cut out:
Ø 80mm



24°-3000K-CRI90



36°-3000K-CRI80



Example: **Name-10W-9240-45-BK-Clear-on-off**

In the above you compose:
LZ-525-10-10watts-CRI>98 4000K-45° Beam angle-Black-Clear cover-On-Off version