

MAGNA



EN. Description

Pull-out and adjustable for recessed installation in ceiling.
Housing made of die casting aluminum with highly pure powder coating.
Available in white (RAL 9003), black (RAL 9005) and grey aluminum (RAL 9006) color.
It mounts COB led.
Reflector in vacuum aluminum plated PC.
UGR < 21.
The led driver is included and external to the fixture.
Fixing system by flat springs.
The lumen output is based on 3000K (CRI90) led.

EN. Pull-push system

The head of the luminaire can be pulled out and adjusted to target the subject, or pushed in to let the fixture work as a decorative downlight.

IT. Sistema push-pull

La testa del prodotto può essere estraibile ed orientata per illuminare il soggetto, oppure inserita nella parte incassata per usare il faretto come un downlight decorativo.

IT. Descrizione

Prodotto orientabile pull-out per installazione ad incasso in soffitto.
Corpo del prodotto realizzato in pressofusione di alluminio verniciato con tecnica powder coating e polveri con elevato grado di purezza.
Disponibile in colorazione bianca (RAL 9003), nera (RAL 9005) e grigia alluminio (RAL 9006).
Prodotto con led COB.
Riflettore in PC placcato in alluminio.
UGR < 21.
L'alimentatore è incluso ed è esterno al corpo del prodotto.
Sistema di fissaggio tramite molle.
Il flusso del prodotto è basato su led a 3000K con CRI90.



MAGNA-R 12 MAGNA-R 25



Product information	LZ1271-12W	LZ1271-25W
Installation / Installazione:	Recessed / Incassato	
Material / Materiale:	Aluminum / Alluminio	
Painting / Verniciatura:	Highly pure powder coating / Verniciatura a polvere	
System power(W):	12	25
Fixture lumen output(lm):	960	2000
System efficiency(lm/W):	80	80
Led driver / alimentatore	Included / Incluso	

Light source information

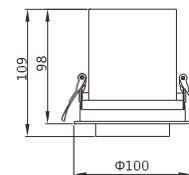
Led Typology / Tipo di Led:	COB	
Led power consumption (W)	12	25
Lumen output / Flusso 3000K CRI 90 (lm):	1440	3000
Led efficiency (lm/W):	120	

Packaging / Imballo

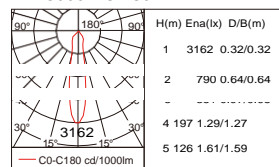
N.W. lamp / peso netto prodotto(Kg):	0.49	0.94
G.W. carton / Peso lordo cartone (Kg):	25.5	12.28
Master carton dimensions (mm):	545x545x310	530x320x330
Quantity per carton / Prodotti per scatola:	50	12

Code composition / Composizione del codice

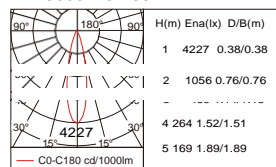
Model	Power	CRI RA	CCT K	Beam °	Color	Cover	Dimming
LZ1271-12	12W	92	>92 SDCM 3	30	3000	12	WH White Clear On-Off
				40	4000	24	BK Black Frosted DALI
				50	5000	38	SG Grey 0-10V



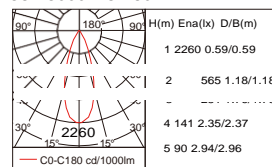
12° - 3000K-CRI80



24° - 3000K-CRI80

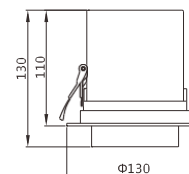


38° - 3000K-CRI80

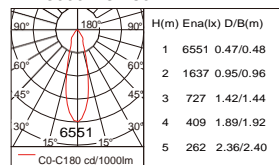


Code composition / Composizione del codice

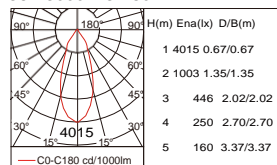
Model	Power	CRI RA	CCT K	Beam °	Color	Cover	Dimming
LZ1271-25	25W	92	>92 SDCM 3	30	3000	12	WH White Clear On-Off
				40	4000	24	BK Black Frosted DALI
				50	5000	38	SG Grey 0-10V Casambi



24° - 3000K-CRI80



38° - 3000K-CRI80



Example: Name-10W-9240-45-WH-Clear-on-off

In the sample above you compose:
LZ1271-10-10watts-CRI>92 4000K-45° Beam angle-Black-Clear cover-On-Off version