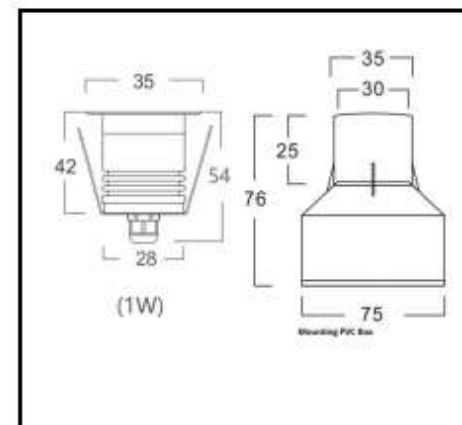


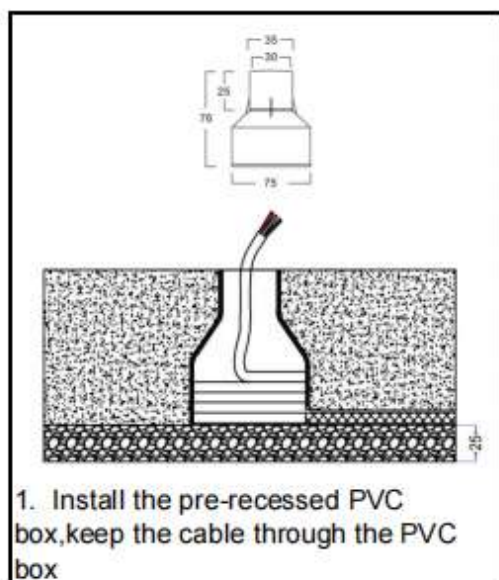
INSTALLATION MANUAL – EMBER 1

Safety tips before installation

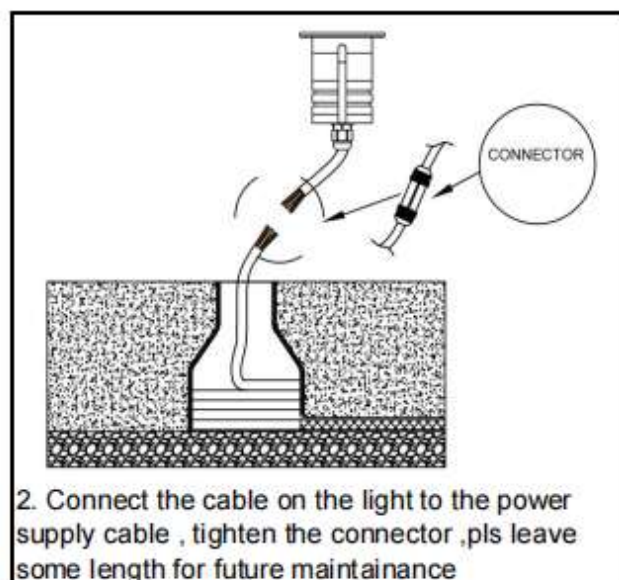
- * Let always an expert/authorized technician make the installation
- * Before you start please shut off the power to prevent electric shock
- * Consider always leave some space to the heatsink of the LED light, it need to cool down after use
- * Do not connect any LED light without its recommended driver
- * Your individual product may vary from the design shown as following pictures
- * Do not disassemble your product
- * If any modification is made in the item or any wrong installation cause any damage to it ,the warranty will be invalidated.



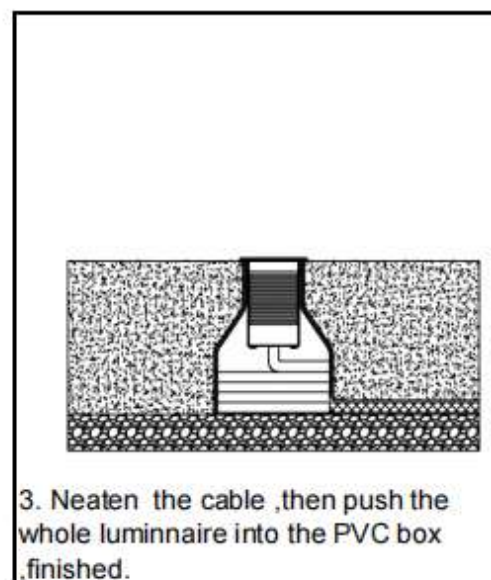
Step 1



Step 2



Step 3



Connector



12V DC :Circuit of product

