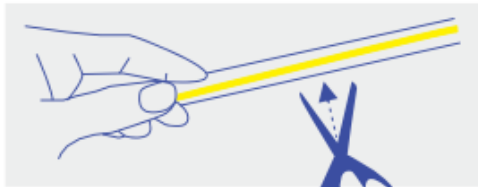




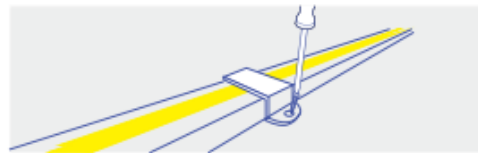
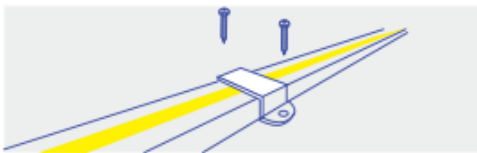
LYS-LIGHTS, Norway, Europe.

AC COB INSTALLATION MANUAL

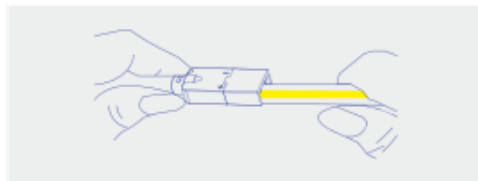
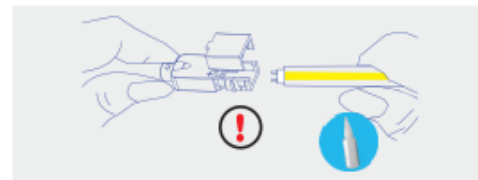
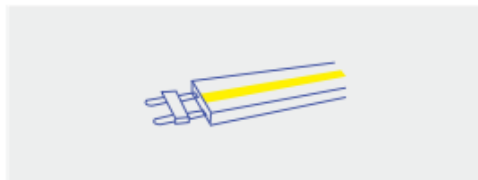
230V COB LED strip can be cut at 0.5m intervals.



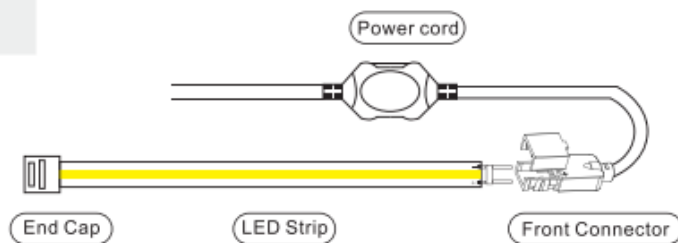
Install the LED Striplight to surfaces with our clips or 3M double sided Tape (Stock code: R112)



Use H shape pin to connect the strip and power supply cord.
Then glue the connection



! Specialized glue provided must be used



www.lys-lights.com