



EN. Description

Recessed products range (fixed downlight and adjustable) made in aluminum by CNC machining. Surface finished by powder coating. The design allows to have low thickness products: Cello products are developed for installation where the spaces behind the ceiling and the panels are limited.


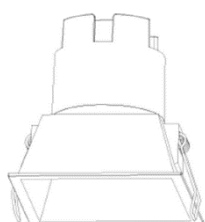
The deep front trim allow to reduce the glare created by the light source.

IT. Descrizione

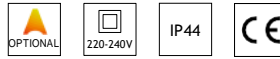
Collezione di dispositivi per incasso downlight ed orientabili realizzati in alluminio lavorato CNC e verniciato in powder coating. Il design e' concepito per contenere le dimensioni in altezza generando prodotti con spessore ridotto.

Sono adatti infatti in ogni installazione dove ci sono spazi ridotti in controsoffittie pannellature.

L'ottica arretrata e la possibilita' di installare l'optional l'abbagliamento generato dalla sorgente luminosa.



BERTA



Product information

LZ12012-10W


Installation / Installazione:	Recessed / Incassato
Material / Materiale:	Aluminum / Alluminio
Painting / Verniciatura:	Highly pure powder coating / Verniciatura a polvere
System power(W):	10
Fixture lumen output(lm):	800
System efficiency(lm/W):	80
Led driver/ alimentatore	Included / Incluso

Light source information

Led Typology / Tipodi Led:	COB
Led power consumption (W)	10
Lumen output / Flusso 3000K CRI 97 (lm):	1200
Led efficiency (lm/W):	120

Application / applicazione

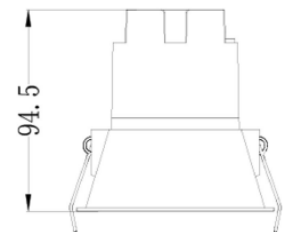
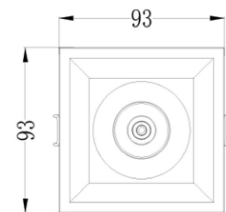
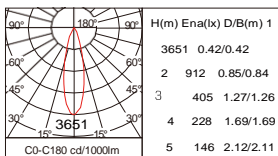
Housing Temperature (working) :	<65°C (Ta=25°C)
Storage Temperature:	-20°C~60°C
Ambient Temperature:	-20°C~+55°C
IP Rating	44



Code composition / Composizione del codice

Model	Power	CRI	RA	CCT K	Beam °	Color	Cover	Dimming
LZ-12012	10W	97	>97 SDCM 3	30	3000	24	WH White	Clear On-Off
				40	4000	36	BK Black	Frosted DALI
				60	6000	60		Frosted DALI 0-10V

24° - 4000K- CRI97



Option colors



Double anti-dazzle design

